



Energy Star Test Report

For

L-TECH CORPORATION

(Brand Name: N/A)

Shaogangtou District, Qiaotou Town, Dongguan City

Model name(s):

LRKT543W/544W-EN-3CT-27-35

LRKT543W/544W-EN-3CT-30-50

Report Type: Testing and Report According to ENERGY STAR® Program Requirements Product Specification for Luminaires (Light Fixtures) - Version 2.2

Type of Luminaire: Downlight retrofits

Report Date: 2020-05-14

Ningbo TengLi Testing Co., Ltd

Prepared By: 2nd floor, Block B, Ningbo Testing and Certification Base, No. 66 Qingyi Road, Ningbo National Hi-Tech Zone, Ningbo, Zhejiang

Test & Report By:

Xeon Ren

Engineer: Xeon Ren

Review By:

Johnson Sun

Manager: Johnson Sun

Note: 1. The results contained in this report pertain only to the tested samples.
2. This report does not imply product certification, approval, or endorsement by A2LA or any agency of the Federal Government.



1.1 Product Information:		
Model Number	LRKT543W/544W-EN-3CT-27-35 LRKT543W/544W-EN-3CT-30-50	
Remark	According to the test data, 2700K is the most inefficient mode.	
Representative (Tested) Model	LRKT543W/544W-EN-3CT-27-35(0%,2700K) LRKT543W/544W-EN-3CT-27-35(50%,3000K) LRKT543W/544W-EN-3CT-27-35(100%,3500K)	
Model Difference	All construction and rating are the same, except CCT	
SKU (if available)	N/A	
Type of Luminaire (for integral lamps, list base type and lamp type)	Downlight retrofits	
LED Manufacturer	Edison Opto Corporation	
LED Model	2T03X5WW11000003	
Dimming	Dimmable	
Sample Number	JCE200410-G1	
Date of Receipt	Apr.20,2020	
Luminaire Aperture (for Inseparable SSL Luminaire)	--	in.
Luminaire Length	--	mm
Luminaires Width	--	mm
Number of Units (modular products)	N/A	s

1.2 Rated Values:	
Rated Voltage / Frequency	120Vac, 50/60Hz
Nominal Power	15.5W
Rated Initial Lamp Lumen	--
Declared CCT for LRKT543W/544W-EN-3CT-27-35	2700K,3000K,3500K
Declared CCT for LRKT543W/544W-EN-3CT-30-50	3000K,4000K,5000K

1.3 Product Photos





1.4 Test Specifications:

Test item	<ol style="list-style-type: none"> 1. Total Luminous Flux 2. Luminous Distribution Intensity 3. Luminous Efficacy 4. Correlated Color Temperature 5. Color Rendering Index 6. Chromaticity Coordinate 7. Electrical Parameters
Reference Standard	<ol style="list-style-type: none"> 1. IES LM-79-2008 Electrical and Photometric Measurements of Solid-State Lighting Products 2. ANSI C78.377-2008 Specifications for the Chromaticity of Solid State Lighting Products 3. CIE 13.3-1995 Method of Measuring and Specifying Colour Rendering Properties of Light Sources 4. CIE 15-2004 Technical Report Colorimetry 5. IESNA LM-16-93 Practical Guide to Colorimetry of Light Source 6. IESNA TM-16-05 Technical Memorandum on Light Emitting Diode (LED) Sources and Systems 7. UL1993 4th Edition, Self-Ballasted Lamps and Lamp Adapters 8. ENERGY STAR® Program Requirements Product Specification for Luminaires (Light Fixtures) – Version 2.2
Reference Work Instruction	QD25
Remark	Below test and data are not covered by A2LA accreditation: - Operating Frequency



1.5 Test Methods

1) Photometric and Light Distribution Measurement – Goniophotometer Method:

Photometric parameters were measured using the goniophotometer and software. The ambient temperature shall be maintained at $25^{\circ}\text{C} \pm 1^{\circ}\text{C}$, measured at a point not more than 1 m from the sample and at the same height as the sample. The sample was operated at 120 or rated Volts AC, 60Hz. It was stabilized before measurement was made. Luminous flux, luminaire efficacy, zonal lumen were calculated from the software taken at 1° vertical intervals and 22.5° horizontal intervals.

2) Chromaticity Measurement – Sphere-Spectroradiometer Method:

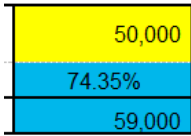
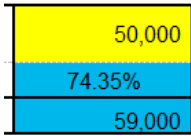
Chromaticity parameters were measured using an integrating sphere, a spectroradiometer and software. The ambient temperature condition inside the sphere was maintained at $25^{\circ}\text{C} \pm 1^{\circ}\text{C}$. The sample measurements were made using a spectroradiometer connected by a fiber optic cable and detector through the detector port of the integrating sphere. The sample was operated at 120 or rated Volts AC, 60Hz. It was stabilized before measurement was made. Chromaticity coordinates, correlated color temperature and color rendering index were calculated from the spectral power distribution taken at 5 nm intervals over the range of 380 to 780 nm.

3) Electrical Measurements:

Electrical parameters were measured using power meters incorporated in goniophotometer or sphere-spectroradiometer system. The ambient temperature surrounding the sample was maintained at $25^{\circ}\text{C} \pm 1^{\circ}\text{C}$. The sample was operated at 120 or rated Volts AC, 60Hz. It was stabilized before measurement was made. Voltage, frequency, current, power, power factor and total harmonic distortion were measured by and read from the power meter.



2.1 Summary of Test Result

Criteria Item	The Type of Luminaires	Requirement (ES for Luminaires V2.2)	Measured Value	Status
Input Wattage	All	≤ Rated Wattage	15.11W	Pass
Luminous Efficacy	Downlight retrofits	≥60 lm/W	69.95lm/W	Pass
Luminaire Minimum Light Output	Downlight retrofits	≤4.5" aperture: 345 lumens >4.5" aperture: 575 lumens	1057.0lm	Pass
Luminaire Zonal Lumen Density Requirement	Downlight retrofits	≥75% of total initial lumens within the 0-60° zone	86.7	Pass
Correlated Color Temperature (CCT)	Solid State	Shall be capable of providing at least one of the following nominal correlated color temperatures (CCTs): <ul style="list-style-type: none"> • 2700 Kelvin • 3000 Kelvin • 3500 Kelvin • 4000 Kelvin • 5000 Kelvin 	2716K Duv=-0.0007	Pass
Color Rendering Index (CRI)	Solid State	Ra ≥ 80 R9 >0	Ra =92.6 R9=57	Pass
Color Angular Uniform	Directional Solid State Indoor Luminaires	The variation of chromaticity shall be within 0.006 from the weighted average point on the CIE 1976(u',v') diagram	0.0015	Pass
Lumen Maintenance	Solid State Option 1:	L70 lumen maintenance: ≥ 25,000 hours for indoor ≥ 35,000 hours for outdoor ≥ 50,000 hours for inseparable luminaires		Pass
Light Source Life	Solid State	L70 lumen maintenance: ≥ 25,000 hours for indoor ≥ 35,000 hours for outdoor ≥ 50,000 hours for inseparable luminaires		Pass



Color Maintenance	Solid State Indoor Luminaires	$\Delta u'v' \leq 0.007$	Max.0.0047in LM-80 report	Pass
Source Start Time	Solid State	<750 ms	112ms	Pass
Power Factor	Solid State	Total luminaire input power ≤ 5 watts: PF ≥ 0.5 Total luminaire input power > 5 watts: PF ≥ 0.7	0.9701	Pass
Transient Protection	Solid State	The line transient shall consist of seven strikes of a 100 kHz ring wave, 2.5 kV level, for both common mode and differential mode.	Survival	Pass
Standby Power Consumption	All Luminaires	Luminaires shall not draw power in the off state.	0W	Pass
Operating Frequency	Solid State	Frequency ≥ 120 Hz	120.30Hz	Pass
Light Source Replaceability	Solid State	LED light engines or retrofit kits shall make use of electrical interconnects that allow for consumer replacement of the engine or kit without the cutting of wires or the use of solder.	N/A	N/A
Driver Replaceability	Solid State: Directional	Drivers shall be accessible and removable by an electrician without the cutting of wires and without damage to the luminaire housing, trim, decorative elements or the carpentry (e.g., ceilingdrywall) to which the luminaire is attached.	N/A	N/A
Maximum Measured Driver Case	Solid State	shall not exceed the driver manufacturer's maximum recommended temperature	47.1°C	Pass



Temperature		during in situ operation. ≤ 105 °C		
Maximum In-Situ Source Temperature	Solid State	Maximum permitted Ts temperature for L70≥50,000 hrs ≤ 105°C	78.7°C	Pass
Electronic Driver Safety	Solid State: Directional	Demonstrate compliance with ANSI/UL 1310-2010, ANSI/UL 2108-2004, ANSI/UL 8750-2009, as applicable.	Driver safety report has been verified	Pass
Dimming	Solid State	The luminaire and its components shall provide continuous dimming from 100% to 20% of total light output. Luminaire shall not emit noise above 24dBA at 1 meter or less at the minimum output.	Pass	Pass
Warranty Requirements	Solid State	incorporating replaceable drivers: ≥ 3 years incorporating non-replaceable drivers: ≥ 5 years	5 years	Pass
Lighting Toxics Reduction Requirements	Solid State	Luminaires and lamps shall not exceed: 1000 ppm: Mercury, Lead, Hexavalent Chromium, PBB and PBDE 100 ppm: Cadmium	RoHS report has been verified	Pass
CCT	Solid State	Packaging shall clearly describe the nominal color designation in units of Kelvin (e.g. 2700K, 3000K).	2700K,3000K, 3500K	Pass



2.2.1 Electrical, Photometric and Chromaticity Measurements <i>(Refer to Work Instruction QD25)</i>	IES LM-79 2008
---	-----------------------

Test date	2020-04-23	Test Ambient:	25.0 °C
Test Orientation	As intended	Stabilization Time (min)	90
Model Number	LRKT543W/544W-EN-3C T-27-35(0%,2700K)		

Electrical Measurement:

Sample No.	Voltage (Vac)	Frequency (Hz)	Current (A)	Power (W)	Power Factor
JCE200410-G1	120.1	60	0.1297	15.11	0.9701

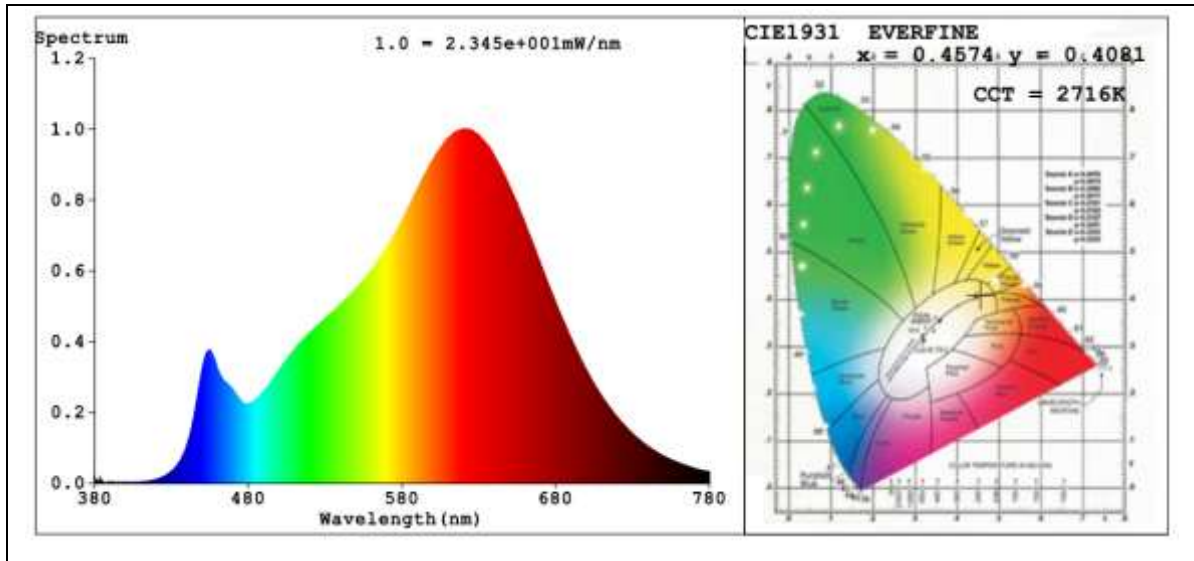
Sphere-Spectroradiometer Method:

Parameter	Result
Test Voltage (V)	120
Frequency (Hz)	60
Color Rendering Index (CRI)	92.6
R9	57
CCT (K)	2716
Duv	-0.0007

Goniophotometer Method:

Parameter	Result
Test Voltage (V)	120
Frequency (Hz)	60
Total Luminous (lm)	1057.0
Luminous Efficacy (lm/W)	69.95
Beam Angle°	99.6
Center Beam Candle Power (cd)	446

Spectral Power Distribution and Chromaticity Diagram



Colorimetric Parameters

Colorimetric Parameters

Chromaticity Coordinate: x=0.4574 y=0.4081/u'=0.2620 v'=0.5260

CCT=2716K(Duv=-0.0007) Dominant WL:Ld =584.4nm Purity=59.8%

Peak WL:Lp=619.8nm FWHM=142.3nm

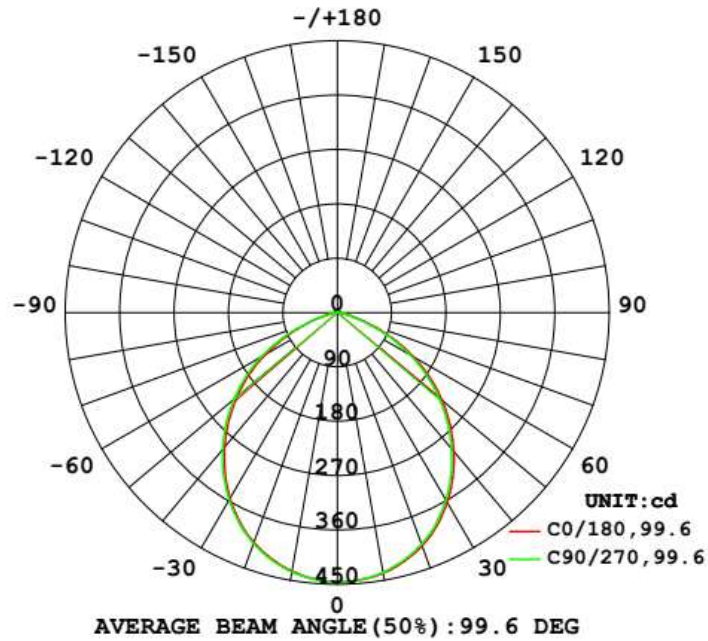
Render Index:Ra=92.6 Render Index:AvgR =90.4

R1 =94 R2 =99 R3 =97 R4 =92 R5 =94 R6 =97 R7 =89

R8 =79 R9 =57 R10=96 R11=94 R12=86 R13=95 R14=99 R15=88

Zonal Lumen Tabulation

LUMINOUS INTENSITY DISTRIBUTION DIAGRAM



Zonal Lumen Summary		
Zone	Lumens	% Luminaire
0-30	339.5	32.1%
0-40	546.2	51.7%
0-60	915.8	86.7%
60-90	141.0	13.3%
70-100	37.3	3.5%
90-120	0.0	0%
0-90	1,056.8	100%
90-180	0.0	0%
0-180	1,056.8	100%

Lumens Per Zone					
Zone	Lumens	% Total	Zone	Lumens	%Total
0-10	42.1	4.0%	90-100	0.0	0%
10-20	119.6	11.3%	100-110	0.0	0%
20-30	177.8	16.8%	110-120	0.0	0%
30-40	206.6	19.6%	120-130	0.0	0%
40-50	202.5	19.2%	130-140	0.0	0%
50-60	167.2	15.8%	140-150	0.0	0%
60-70	103.7	9.8%	150-160	0.0	0%
70-80	33.1	3.1%	160-170	0.0	0%
80-90	4.2	0.4%	170-180	0.0	0%



Certificate#4703.02

Table--1 UNIT: cd

C (DEG) D (DEG)	0	22.5	45	67.5	90	112.5	135	157.5	180	202.5	225	247.5	270	292.5	315	337.5		
0	446	446	446	446	446	446	446	446	446	446	446	446	446	446	446	446		
5	444	444	444	444	444	443	443	442	443	443	443	443	443	444	444	444		
10	438	438	438	437	437	436	435	434	435	434	435	435	436	437	437	438		
15	427	427	426	425	424	423	423	422	422	422	422	422	423	425	426	427		
20	411	411	410	409	408	407	406	405	405	405	405	406	406	408	410	411		
25	389	390	390	388	386	386	385	383	382	383	384	384	385	387	390	391		
30	363	365	366	362	359	359	360	356	355	357	360	358	358	361	366	365		
35	333	335	336	332	328	329	331	326	324	327	330	329	328	332	337	336		
40	300	303	304	299	294	296	297	293	291	294	297	297	295	300	304	304		
45	264	268	268	263	258	261	262	258	255	259	262	263	260	266	270	269		
50	226	231	231	226	220	224	225	221	217	222	226	227	224	230	233	232		
55	186	192	193	187	180	185	187	182	178	184	190	189	186	192	196	193		
60	144	151	154	146	138	144	149	141	136	143	152	149	144	152	158	153		
65	101	108	114	103	94.2	102	110	98.7	93.1	101	113	107	100	109	118	109		
70	59.5	66.6	72.9	59.0	50.9	58.8	68.8	59.2	54.2	60.5	71.0	63.9	56.0	65.5	75.5	67.1		
75	27.7	31.3	33.0	25.6	22.6	25.3	31.1	28.4	26.2	29.0	32.6	25.1	22.6	25.9	35.4	31.6		
80	11.6	13.1	11.8	9.87	9.08	9.89	11.5	12.4	11.3	12.6	11.0	9.52	8.55	9.66	11.4	13.2		
85	5.04	4.69	2.85	1.94	1.46	2.10	3.00	4.73	4.99	4.42	2.38	0.98	0.64	0.97	2.40	4.57		
90	0.00	0.00	0.00	0.00	0.00	0.00	0.00	0.00	0.00	0.00	0.00	0.00	0.00	0.00	0.00	0.00		
95	0.00	0.00	0.00	0.00	0.00	0.00	0.00	0.00	0.00	0.00	0.00	0.00	0.00	0.00	0.00	0.00		
100	0.00	0.00	0.00	0.00	0.00	0.00	0.00	0.00	0.00	0.00	0.00	0.00	0.00	0.00	0.00	0.00		
105	0.00	0.00	0.00	0.00	0.00	0.00	0.00	0.00	0.00	0.00	0.00	0.00	0.00	0.00	0.00	0.00		
110	0.00	0.00	0.00	0.00	0.00	0.00	0.00	0.00	0.00	0.00	0.00	0.00	0.00	0.00	0.00	0.00		
115	0.00	0.00	0.00	0.00	0.00	0.00	0.00	0.00	0.00	0.00	0.00	0.00	0.00	0.00	0.00	0.00		
120	0.00	0.00	0.00	0.00	0.00	0.00	0.00	0.00	0.00	0.00	0.00	0.00	0.00	0.00	0.00	0.00		
125	0.00	0.00	0.00	0.00	0.00	0.00	0.00	0.00	0.00	0.00	0.00	0.00	0.00	0.00	0.00	0.00		
130	0.00	0.00	0.00	0.00	0.00	0.00	0.00	0.00	0.00	0.00	0.00	0.00	0.00	0.00	0.00	0.00		
135	0.00	0.00	0.00	0.00	0.00	0.00	0.00	0.00	0.00	0.00	0.00	0.00	0.00	0.00	0.00	0.00		
140	0.01	0.00	0.00	0.00	0.00	0.00	0.00	0.01	0.00	0.00	0.00	0.00	0.00	0.00	0.00	0.00		
145	0.01	0.00	0.00	0.00	0.00	0.00	0.00	0.01	0.00	0.00	0.00	0.00	0.00	0.00	0.00	0.00		
150	0.01	0.01	0.00	0.00	0.00	0.00	0.00	0.01	0.00	0.00	0.00	0.00	0.00	0.00	0.00	0.00		
155	0.01	0.01	0.00	0.00	0.00	0.00	0.00	0.01	0.00	0.00	0.00	0.00	0.00	0.00	0.00	0.00		
160	0.01	0.01	0.00	0.00	0.00	0.00	0.00	0.01	0.00	0.00	0.00	0.00	0.00	0.00	0.00	0.00		
165	0.01	0.01	0.00	0.00	0.00	0.00	0.00	0.01	0.00	0.00	0.00	0.00	0.00	0.00	0.00	0.00		
170	0.00	0.00	0.00	0.00	0.00	0.00	0.00	0.00	0.00	0.00	0.00	0.00	0.00	0.00	0.00	0.00		
175	0.00	0.00	0.00	0.00	0.00	0.00	0.00	0.00	0.00	0.00	0.00	0.00	0.00	0.00	0.00	0.00		
180	0.00	0.00	0.00	0.00	0.00	0.00	0.00	0.00	0.00	0.00	0.00	0.00	0.00	0.00	0.00	0.00		



2.2.2 Electrical, Photometric and Chromaticity Measurements <i>(Refer to Work Instruction QD25)</i>	IES LM-79 2008
---	-----------------------

Test date	2020-04-23	Test Ambient:	25.0 °C
Test Orientation	As intended	Stabilization Time (min)	90
Model Number	LRKT543W/544W-EN-3C T-27-35(50%,3000K)		

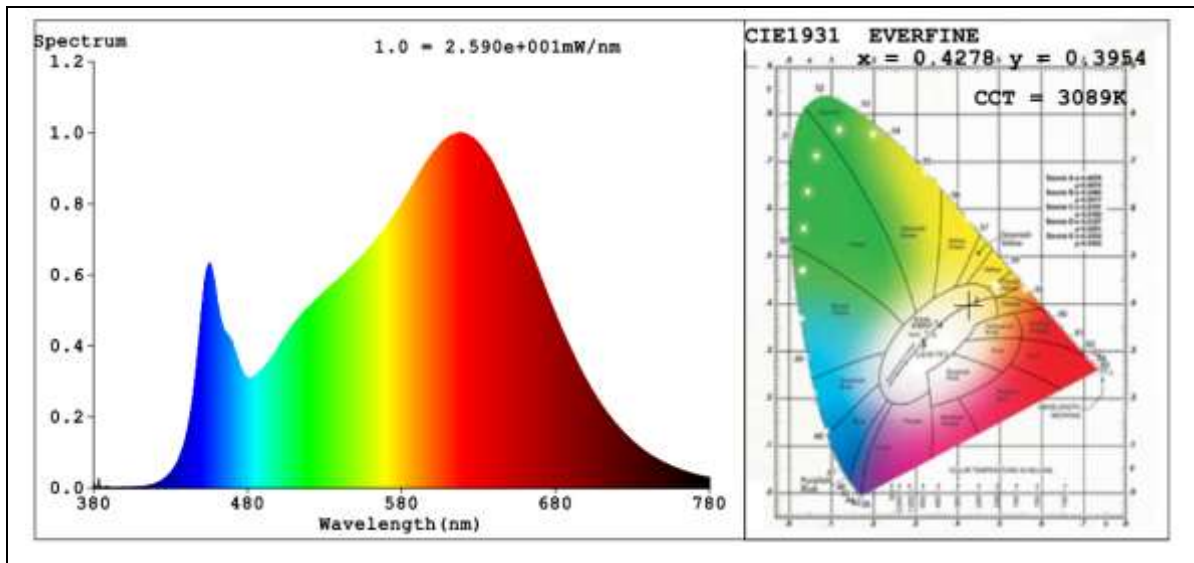
Electrical Measurement:

Sample No.	Voltage (Vac)	Frequency (Hz)	Current (A)	Power (W)	Power Factor
JCE200410-G1	120.0	60	0.1266	14.64	0.9637

Sphere-Spectroradiometer Method:

Parameter	Result
Test Voltage (V)	120
Frequency (Hz)	60
Color Rendering Index (CRI)	93.2
R9	62
CCT (K)	3089
Duv	-0.0022
Total Luminous (lm)	1284
Luminous Efficacy (lm/W)	87.70

Spectral Power Distribution and Chromaticity Diagram



Colorimetric Parameters

Colorimetric Parameters

Chromaticity Coordinate: $x=0.4278 \quad y=0.3954/u'=0.2484 \quad v'=0.5166$

CCT=3089K(Duv=-0.0022) Dominant WL:Ld =583.3nm Purity=47.1%

Peak WL:Lp=617.8nm FWHM=161.5nm

Render Index:Ra=93.2 Render Index:AvgR =91.1

R1 =95	R2 =99	R3 =97	R4 =92	R5 =95	R6 =96	R7 =90	
R8 =82	R9 =62	R10=98	R11=94	R12=81	R13=97	R14=99	R15=91



2.2.3 Electrical, Photometric and Chromaticity Measurements <i>(Refer to Work Instruction QD25)</i>	IES LM-79 2008
---	-----------------------

Test date	2020-04-23	Test Ambient:	25.0 °C
Test Orientation	As intended	Stabilization Time (min)	90
Model Number	LRKT543W/544W-EN-3C T-27-35(100%,3500K)		

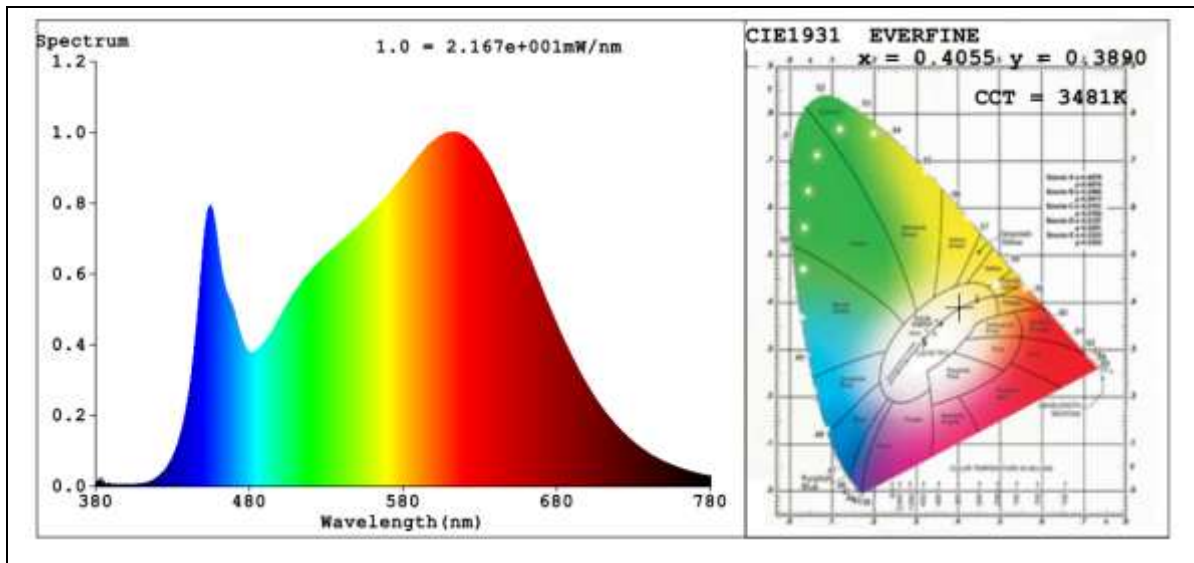
Electrical Measurement:

Sample No.	Voltage (Vac)	Frequency (Hz)	Current (A)	Power (W)	Power Factor
JCE200410-G1	120.0	60	0.1304	15.13	0.9666

Sphere-Spectroradiometer Method:

Parameter	Result
Test Voltage (V)	120
Frequency (Hz)	60
Color Rendering Index (CRI)	92.4
R9	57
CCT (K)	3481
Duv	-0.0008
Total Luminous (lm)	1184
Luminous Efficacy (lm/W)	78.26

Spectral Power Distribution and Chromaticity Diagram



Colorimetric Parameters

Colorimetric Parameters

Chromaticity Coordinate: $x=0.4055$ $y=0.3890$ $u'=0.2366$ $v'=0.5106$

CCT=3481K(Duv=-0.0008) Dominant WL:Ld =581.3nm Purity=38.5%

Peak WL:Lp=612.7nm FWHM=173.2nm

Render Index:Ra=92.4 Render Index:AvgR =89.4

R1 =93 R2 =98 R3 =98 R4 =91 R5 =92 R6 =95 R7 =91

R8 =81 R9 =57 R10=93 R11=92 R12=77 R13=95 R14=100 R15=89



2.3 Color Spatial Uniformity	IES LM-79 2008 ENERGY STAR® Program Requirements Product Specification for Luminaires (Light Fixtures) - Version 2.2
-------------------------------------	---

Test Data:

Test date	2020-04-23	Test Ambient	25.1°C
Sample No.	Maximum $\Delta u'v'$		
JCE200410-G1	0.0011		

Gamma\C	CIE u'	CIE v'	$\Delta u'v'$	CIE u'	CIE v'	$\Delta u'v'$
-51	0.2623	0.5264	0.0008	0.2623	0.5264	0.0008
-50	0.2624	0.5264	0.0007	0.2624	0.5264	0.0007
-49	0.2624	0.5264	0.0007	0.2625	0.5264	0.0006
-48	0.2625	0.5264	0.0006	0.2625	0.5264	0.0006
-47	0.2625	0.5264	0.0006	0.2625	0.5264	0.0006
-46	0.2628	0.5265	0.0003	0.2626	0.5265	0.0005
-45	0.2629	0.5265	0.0002	0.2626	0.5265	0.0005
-44	0.2629	0.5265	0.0002	0.2628	0.5265	0.0003
-43	0.2629	0.5265	0.0002	0.2628	0.5265	0.0003
-42	0.2629	0.5265	0.0002	0.2629	0.5265	0.0002
-41	0.2629	0.5265	0.0002	0.2629	0.5265	0.0002
-40	0.2629	0.5266	0.0003	0.2629	0.5265	0.0002
-39	0.2629	0.5265	0.0002	0.2629	0.5266	0.0003
-38	0.2629	0.5265	0.0002	0.2629	0.5266	0.0003
-37	0.2629	0.5265	0.0002	0.2629	0.5265	0.0002
-36	0.2629	0.5266	0.0003	0.2629	0.5266	0.0003
-35	0.2629	0.5265	0.0002	0.2629	0.5266	0.0003
-34	0.263	0.5266	0.0002	0.263	0.5266	0.0002
-33	0.263	0.5266	0.0002	0.263	0.5265	0.0001
-32	0.263	0.5266	0.0002	0.263	0.5266	0.0002
-31	0.263	0.5265	0.0001	0.263	0.5266	0.0002
-30	0.263	0.5265	0.0001	0.263	0.5266	0.0002
-29	0.263	0.5265	0.0001	0.263	0.5266	0.0002
-28	0.2631	0.5266	0.0002	0.2631	0.5266	0.0002
-27	0.2631	0.5266	0.0002	0.2631	0.5266	0.0002
-26	0.2631	0.5265	0.0001	0.2631	0.5266	0.0002
-25	0.2631	0.5265	0.0001	0.2631	0.5266	0.0002
-24	0.2631	0.5265	0.0001	0.263	0.5265	0.0001
-23	0.2631	0.5265	0.0001	0.2631	0.5265	0.0001



-22	0.2631	0.5265	0.0001	0.263	0.5265	0.0001
-21	0.2631	0.5265	0.0001	0.2631	0.5265	0.0001
-20	0.2631	0.5265	0.0001	0.263	0.5265	0.0001
-19	0.263	0.5265	0.0001	0.263	0.5265	0.0001
-18	0.263	0.5265	0.0001	0.263	0.5265	0.0001
-17	0.2632	0.5265	0.0001	0.2632	0.5265	0.0001
-16	0.2632	0.5265	0.0001	0.2631	0.5265	0.0001
-15	0.2632	0.5265	0.0001	0.2631	0.5265	0.0001
-14	0.2631	0.5265	0.0001	0.2631	0.5265	0.0001
-13	0.2632	0.5265	0.0001	0.2631	0.5265	0.0001
-12	0.2631	0.5265	0.0001	0.2631	0.5265	0.0001
-11	0.2631	0.5265	0.0001	0.2631	0.5264	0
-10	0.2631	0.5264	0	0.2631	0.5264	0
-9	0.2631	0.5264	0	0.2631	0.5264	0
-8	0.2631	0.5264	0	0.2631	0.5264	0
-7	0.2631	0.5264	0	0.2631	0.5264	0
-6	0.2631	0.5264	0	0.2631	0.5264	0
-5	0.2631	0.5264	0	0.2631	0.5264	0
-4	0.2631	0.5264	0	0.2631	0.5264	0
-3	0.2631	0.5264	0	0.2631	0.5264	0
-2	0.2631	0.5264	0	0.2631	0.5264	0
-1	0.2631	0.5264	0	0.2631	0.5264	0
0	0.2631	0.5264	0	0.2631	0.5264	0
1	0.2631	0.5264	0	0.2631	0.5264	0
2	0.2631	0.5264	0	0.2631	0.5264	0
3	0.2631	0.5264	0	0.263	0.5264	0.0001
4	0.2631	0.5264	0	0.263	0.5264	0.0001
5	0.2631	0.5264	0	0.263	0.5264	0.0001
6	0.2631	0.5264	0	0.2631	0.5264	0
7	0.2631	0.5264	0	0.2631	0.5264	0
8	0.2631	0.5264	0	0.2631	0.5264	0
9	0.2631	0.5264	0	0.2631	0.5264	0
10	0.2631	0.5264	0	0.2631	0.5264	0
11	0.2631	0.5264	0	0.2631	0.5264	0
12	0.2631	0.5264	0	0.2631	0.5264	0
13	0.2631	0.5264	0	0.2631	0.5264	0
14	0.2631	0.5264	0	0.2631	0.5264	0
15	0.2631	0.5265	0.0001	0.2631	0.5264	0
16	0.2631	0.5265	0.0001	0.2631	0.5264	0
17	0.2631	0.5265	0.0001	0.2631	0.5264	0
18	0.2631	0.5265	0.0001	0.2631	0.5265	0.0001

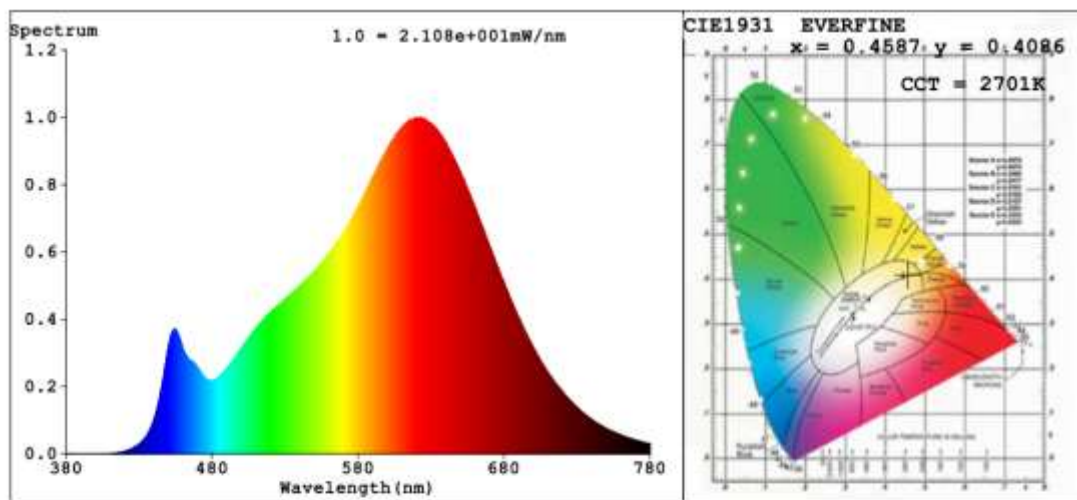


19	0.2631	0.5265	0.0001	0.2631	0.5264	0
20	0.2631	0.5265	0.0001	0.2631	0.5265	0.0001
21	0.2632	0.5265	0.0001	0.2631	0.5264	0
22	0.2631	0.5265	0.0001	0.2631	0.5265	0.0001
23	0.2631	0.5265	0.0001	0.2631	0.5265	0.0001
24	0.2631	0.5265	0.0001	0.2631	0.5265	0.0001
25	0.2631	0.5265	0.0001	0.2631	0.5265	0.0001
26	0.2631	0.5265	0.0001	0.2631	0.5265	0.0001
27	0.2631	0.5265	0.0001	0.2631	0.5265	0.0001
28	0.2631	0.5265	0.0001	0.2631	0.5265	0.0001
29	0.263	0.5265	0.0001	0.2629	0.5264	0.0002
30	0.2629	0.5265	0.0002	0.2629	0.5264	0.0002
31	0.2629	0.5265	0.0002	0.2629	0.5264	0.0002
32	0.2629	0.5265	0.0002	0.2629	0.5264	0.0002
33	0.2629	0.5265	0.0002	0.2629	0.5264	0.0002
34	0.2629	0.5265	0.0002	0.2629	0.5264	0.0002
35	0.2629	0.5265	0.0002	0.2629	0.5264	0.0002
36	0.2629	0.5265	0.0002	0.2629	0.5264	0.0002
37	0.2629	0.5265	0.0002	0.2629	0.5264	0.0002
38	0.2627	0.5264	0.0004	0.2626	0.5264	0.0005
39	0.2627	0.5264	0.0004	0.2627	0.5264	0.0004
40	0.2627	0.5264	0.0004	0.2626	0.5264	0.0005
41	0.2627	0.5264	0.0004	0.2626	0.5264	0.0005
42	0.2626	0.5264	0.0005	0.2626	0.5264	0.0005
43	0.2626	0.5264	0.0005	0.2626	0.5264	0.0005
44	0.2626	0.5264	0.0005	0.2626	0.5264	0.0005
45	0.2624	0.5263	0.0007	0.2624	0.5263	0.0007
46	0.2624	0.5263	0.0007	0.2623	0.5263	0.0008
47	0.2623	0.5263	0.0008	0.2623	0.5263	0.0008
48	0.2623	0.5263	0.0008	0.2623	0.5263	0.0008
49	0.2623	0.5263	0.0008	0.2623	0.5262	0.0008
50	0.2622	0.5262	0.0009	0.2623	0.5262	0.0008
51	0.262	0.5262	0.0011	0.262	0.5262	0.0011



2.4 Electrical and Photometric Measurements, with dimming	IES LM-79 2008 ENERGY STAR® Program Requirements Product Specification for Luminaires (Light Fixtures) - Version 2.2
--	---

Test date	2020-04-23	Test Ambient:	25.1°C
Dimmer Technology		Forward phase-cut	
Sample No.		Maximum Level	Minimum Level
JCE200410-G1	Input: 120.0 V / 60 Hz	Light outout(Lumen)	957.4
		Percentage	65.17
		90.58%	6.81%



Colorimetric Parameters

Chromaticity Coordinate: $x=0.4587$ $y=0.4086$ / $u'=0.2626$ $v'=0.5264$
 CCT=2701K (Duv=-0.0006) Dominant WL: $\lambda_d = 584.4$ nm Purity=60.3%
 Peak WL: $\lambda_p = 622.7$ nm FWHM=141.2nm
 Render Index: $R_a = 92.8$ Render Index: AvgR = 90.6
 R1 =94 R2 =99 R3 =97 R4 =93 R5 =94 R6 =97 R7 =90
 R8 =79 R9 =57 R10=96 R11=95 R12=85 R13=95 R14=99 R15=89

The luminaires [can] ~~lean not~~ provide less than 20% of total light output with continuous dimmer.

Dimmer	Peak Noise Reading (dBA)	Test Condition	Distance between the microphone and the UUT
LUTRON MACL-153M	22.3	Dimmer adjusted to lowest light output	< 1 m



2.5 Flicker	NEMA 77-2017 ENERGY STAR® Program Requirements Product Specification for Luminaires (Light Fixtures) - Version 2.2
--------------------	---

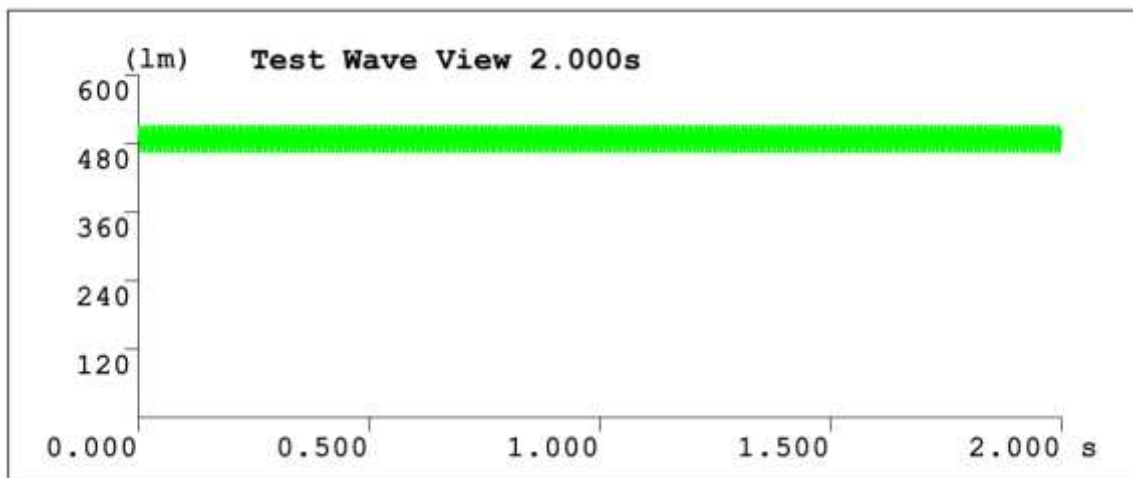
Dimming Technology	phase-cut
Dimmer	LUTRON MACL-153M

Item	Short Term Flicker Indicator (Pst)	Stroboscopic Visibility Measure (SVM)
Maximum conduction	0.045	0.249
Intermediate conduction	0.059	0.327
Minimum conduction	0.225	0.269



2.6 Operating Frequency	ENERGY STAR® Program Requirements Product Specification for Luminaires (Light Fixtures) - Version 2.2
Noted: This test and data are not covered by A2LA accreditation	

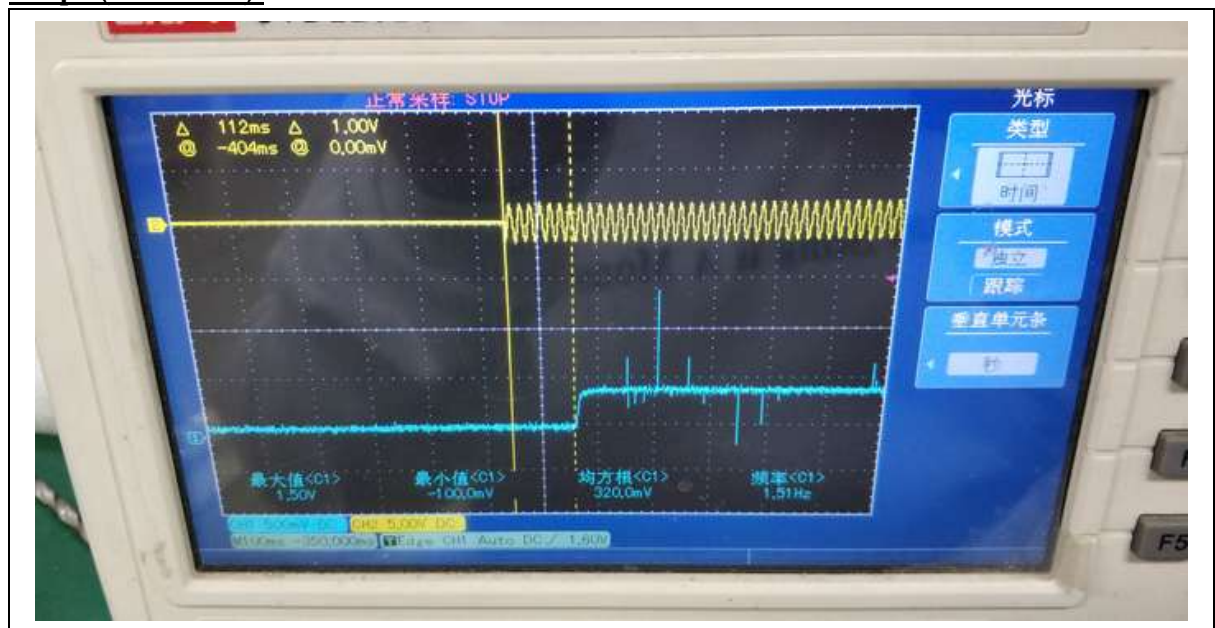
Test date	2020-04-23	Test Ambient:	25.1°C
Sample No.	Operating Frequency (Hz)		
JCE200410-G1	120.30		



2.7 Starting Time <i>(Refer to Work Instruction QD28)</i>	ENERGY STAR® Program Requirements Product Specification for Luminaires (Light Fixtures) - Version 2.2
---	--

Test date	2020-04-23	Test Ambient:	25.1°C
Sample No.	Start Time (ms)		
JCE200410-G1	112		

Graph (Start Time):





2.8 Transient Protection Test <i>(Refer to Work Instruction QD34)</i>	ANSI/IEEE C62.41 ENERGY STAR® Program Requirements for Luminaires – Version 2.2
---	--


Test voltage: 120V,60Hz

Test date	2020-04-23	Test Ambient	25.1°C
Sample No.		Transient Protection Test - Seven Strikes	
JCE200410-G1		Survival	

2.9 In-Situ Temperature Measurement Test (ISTMT)	UL1598-2008, 3rd Edition
---	--

Test date	2020-04-23	Test Ambient	25.1°C
Input Vol./Frequency	120 V / 60 Hz	Output Current of Single LED(mA)	78.5
Sample No.	LED Package Model	Maximum Measured LED Ts Point Temperature (°C)	Maximum permitted Ts temperature for L70 ≥ 50,000 hrs (°C)
JCE200410-G1	2T03X5WW1100000 3	78.7	105

In-Situ Picture - Ts:






2.10 Maximum Measured Ballast or Driver Case Temperature	UL1598-2008, 3rd Edition
---	--

Test date	2020-04-23	Test Ambient	25.1°C
Sample No.	Maximum Measured Driver Case Temperature (°C)	Maximum Driver Case Temperature Limited (°C)	
JCE200410-G1	47.1	105	

In-Situ Picture - Ts:





2.11 Off-State Power Consumption:	ENERGY STAR® Program Requirements Product Specification for Luminaires (Light Fixtures) - Version 2.2
--	--

Test date	2020-04-23	Test Ambient:	25.0 °C
Model Number	LRKT543W/544W-EN-3CT-2 7-35(0%,2700K)	Stabilization Time (min)	90

Electrical Measurement – when the luminaires turned off:

Sample No.	Voltage (Vac)	Frequency (Hz)	Current (A)	Power (W)
JCE200410-G1	120.0	60	0	0



3. Test Equipment

Equipment ID	Equipment Name	Last Calibration Date	Next Calibration Date
ST-R-702	2 meter Integrating Sphere	Verified by D204 standard lamp	
ST-R-701	Spectral analysis system HAAS-2000	Verified by D204 standard lamp	
ST-R-705	D204 Standard Lamp	2020-02-06	2021-02-05
ST-R-704	Power Meter for Integrating Sphere	2020-01-05	2021-01-04
ST-R-714	Goniophotometer system	Verified by D908S standard lamp	
ST-R-710	D908S Standard Lamp	2020-02-11	2021-02-10
ST-R-711	Power Meter for Goniophotometer	2020-01-05	2021-01-04
ST-R-720	Digital Luxmeter	2020-01-05	2021-01-04
ST-R-622	Oscillograph	2020-01-05	2021-01-04
ST-R-721	EMS61000-12C	2020-01-05	2021-01-04
ST-R-725	LFA-3000	2020-01-05	2021-01-04
Uncertainty Photometric Measurement (Sphere):1.74% Chromaticity Measurement(Sphere):14.3K Photometric Measurement(Goniophotometer):1.62%			

******* END OF DATASHEET PACKAGE *******